
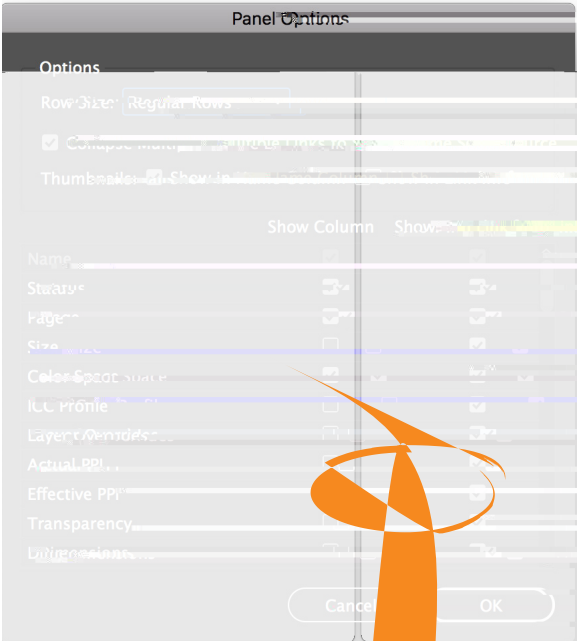


# InDesign–Image Resolution


## Links Panel

Images should have an Effective Resolution of 200 ppi or greater. You can use the Links Panel to check the resolution of your images by modifying the Panel Options.

- 1. Open the Links panel (Window > Links)
- 2. Choose Panel Options from the Links panel flyout menu.
- 3. Click the Effective PPI checkboxes, then click OK.



**TIP** You can use the Info panel (Window > Info) to check the resolution on an image.

 **Adobe InDesign** You can also use Preflight to check image resolution. Download our Preflight Profile. 